121st TEMPORAL BONE DISSECTION COURSE

Endorsed by:

University of Barcelona - Faculty of Medicine and Health Sciences.
With the support of Clarós Foundation.

Organized and directed by:
PEDRO CLARÓS, MD PhD
ANDRÉS CLARÓS, MD

CLINICA CLARÓS

UNIVERSITAT DE BARCELONA

FC FUNDACIÓN CLARÓS

Barcelona, Spain.
April 19-20, 2027

INTRODUCTION

The Clínica Clarós Temporal Bone Dissection Courses seeks to bring practicing ENT Trainees and Specialists up to date with the latest techniques in ear surgery. Faculty will provide lectures on temporal bone anatomy, ear surgery techniques, cochlear implantation, middle ear and skull base surgery and will engage in stimulating discussions and dissection demonstrations. Under the guidance of faculty, course participants will perform dissections on two fresh temporal bones. Since 1983 we have had the oportunity of training more than 2100 ORL Residents & Specialists from Spain and all over the world. It is the ideal opportunity to be taught by, as well as participating in temporal bone dissection lab. We know what each participant needs.

LANGUAGE:

The course is conducted in English.
We will offer you a Manual in four languages.

(Español, Français, English, Русский)

REGISTRATION FEES: Early Bird (until 1st February 2027)

ENT Specialists.....1800 Euros

ENT Residents*.....1500 Euros

Normal (since 2nd February 2027)

ENT Specialists.....2000 Euros

ENT Residents*.....1700 Euros

*Please send us a document that confirm that you are a resident.
Space is limited due to the fixed number existence of laboratory units.

CERTIFICATE:

Extended certificate with the acknowledge of the Clarós Foundation and "*Universitat de Barcelona*". The course length is 24 hours, equivalent to 2.5 credits.

Recognized by the Health Department of Catalonian Government.

INVITATION LETTER AND VISA REQUEST:

To receive a letter of invitation for visa purpose please contact:
clinica@clinicaclaros.com

ANATOMICAL SPECIMENS FREE OF VIRAL CONTAMINATION

Certified by OSSMA - University of Barcelona

(Office of Safety, Health and the Environment). Update Year 2021.

N DE
ADOS
PERMANENT INSTRUCTIONAL WORKSHOP

OLYMPUS

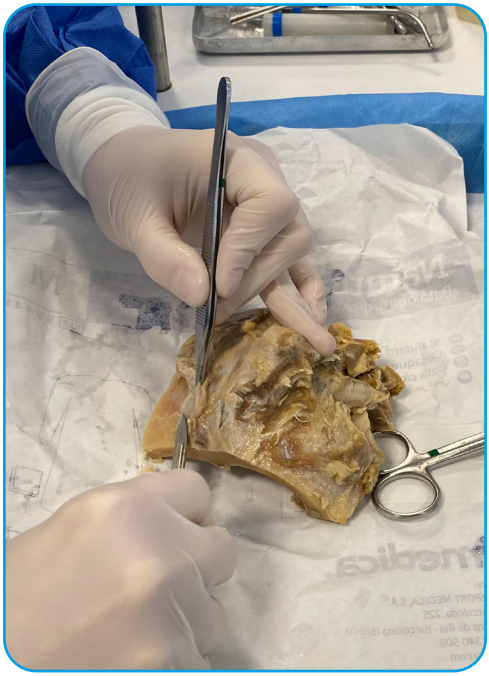

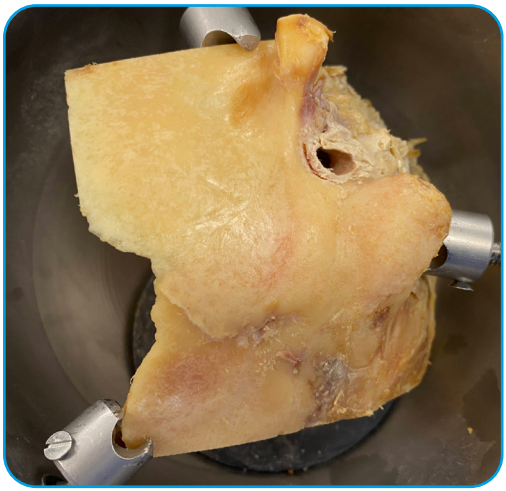

SCIENTIFIC PROGRAMME

08:00-08:30	Reception of participants at the Permanent Temporal Bone Laboratory.
08:30-09:00	Introduction to the Course.
09:00-13:00	Guided Dissection Workshop. Topics and surgical cases
13:00-14:00	Lunch. If you need special food (Vegetarian, Religious dietary restrictions or you have any food allergies) please inform us.
14:00-19:00	Guided Dissection Workshop. Topics and surgical cases.
19:30	End of session

TOPICS:

1. General concepts
2. Anterior tympanotomy & middle ear exam
3. Cortical mastoidectomy
4. Posterior tympanotomy
5. Facial nerve decompression
6. Semicircular Canals + Endonlymphatic sac decompression
7. Ossiculoplasty
8. Closed technique
9. Radical mastoidectomy (Open technique)
10. Jugular bulb & carotid artery dissection
11. Middle fossa dissection
12. Stapes surgery

Keywords: Cholesteatoma, Cochlear implant, Bone conduction implants, Middle ear implants, Stapedotomy, Stapedectomy, Surgical complications, Facial paralysis, Exostosis, Laser surgery.

1st DAY

Preliminary concepts

- Cleaning of the Temporal Bone
- Temporal Bone orientation & recognition structures
- Laboratory rules (personal equipment)
- Basic technique of the mastoid drilling

1st Exercise: Anterior Tympanotomy & Middle ear exam

- Endomeatal tympanotomy
- Exposure of chorda timpani
- Osicular chain
- Windows areas exploration
- Promontory

2nd Exercise: Cortical mastoidectomy

- Surface landmarks
- MacEwan's triangle
- Mastoid drilling

3rd Exercise: Posterior timpanotomy

- Transmastoid approach
- Posterior tympanotomy
- Middle ear exam

4th Exercise: Facial nerve decompression

- Exposure of facial nerve 2nd and 3rd parts
- Opening the nerve sheath
- Protection of the nerve with graft

5th Exercise: Semicircular canals & endolymphatic sac

- Skeletonization SCCs
- Opening of semicircular canals
- Endolymphatic sac decompression

6th Exercise: Stapes surgery

- Ossicular chain examination
- Type of ossicular prosthesis

7th Exercise: Closed technique

- Canal-wall up technique & different variants

8th Exercise: Radical mastoidectomy (open technique)

- Canal-wall down technique
- Creating one big cavity
- Meatoplasty
- Comparing techniques: Wall-up and wall-down

2nd DAY

9th Exercise: Jugular bulb & carotid dissection

- Sigmoid sinus dissection
- Jugular vein dissection
- Carotid artery dissection

10th Exercise: Middle fossa

- Petrous nerve dissection
- Drilling of the internal auditory canal:
- Identification of facial, cochlear and vestibular nerves.
- Drilling the cochlea

11th Exercise: Stapes surgery

- Crurotomy
- Stapedotomy
- Stapedectomy
- Special cases

1st DAY: Dissection of right temporal bone under the strict supervision of the Professor.

2nd DAY: Finishing the dissection of the right temporal bone and train your drilling skils by yourself on the Left Temporal Bone, with the help of Professor if is needed.

Conclusions:

Comments on the most frequent errors in Dissection and ear surgery.

LABORATORY FACILITIES



LABORATORY FACILITIES



REGISTRATION PROCEDURE

By email: *clinica@clinicaclaros.com*

Please complete the Registration Form or send us an email with your complete details, and return it with appropriate fee to the Course Department.

Space in the course is limited and will be allocated strictly in the order of receipt of registration form with payment.

REGISTRATION FORM

Surname _____

Name _____

Institution _____

Mailing Address _____

_____

Email: _____

Resident: ☐ Specialist: ☐

SUBMIT

PAYMENT METHOD: Only Bank Transfer Payment

Holder: **CLINICA DOCTORES CLAROS S.C.P. - DEPARTAMENTOS CURSOS**
Bank: **SABADELL ATLANTICO**
Account: **ES78 0081 1686 4100 0118 3321**
Swift Code: **BSABESBB**

Please pay your registration fee in Euro "in full" to ensure no commission fees or bank charges are deducted.

Cancellation Policy: The money can not be refunded, but you can be relocated in the next courses if you contact us with enough time.

COURSE VENUE:

Permanent Instructional Temporal Bone Laboratory
Centro Médico-Dental Clarós. (Grupo Clarós)
Calle Rajoleria, 12
08840 VILADECANS- Barcelona (Spain)

RECOMMENDED ACCOMODATION:

In order to avoid transport complications
we advice you to book a room near the course venue

Hotel Ibis
Ctra. de Barcelona, 82-84
08840 VILADECANS

Tel. +34 93 6473494
Email: H5006@accor.com

Hotel B&B Viladecans
Avinguda Olof Palme, 24
08840 VILADECANS

Tel. +34 93 2993658
Email: hotel.viladecans@hotelbb.com

(4 km distance from the Aeropuerto del Prat and 15 min walk distance to venue)

NEXT COURSES:

- 122nd TEMPORAL BONE DISSECTION COURSE
  October 4-5, 2027.
- 123rd TEMPORAL BONE DISSECTION COURSE
  November 15-16, 2027.

Multidisciplinary Anatomical Orbital & External Paranasal Sinus Dissection Course.
Dates will be scheduled in near future.

Other Temporal Bone Workshops will be organized during the year depending on needs of attendees.

SECRETARIAT

Clínica Clarós. Course Department
C/ Los Vergós, 29-31
08017 Barcelona
Tel. +34 932031212
Email: clinica@clinicaclaros.com